

If you have any comments or concerns,
please feel free to contact our
customer service department at:
Toll-free: 1-800-835-0438
OR
Email: info@gofia.com

SEAT COVERS
BY

fia

FEATURING

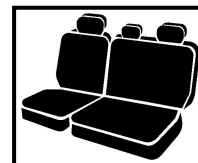
SUPER-GRIP®

THE SLIP RESISTANT FASTENING SYSTEM

INSTALLATION INSTRUCTIONS

FOR

Oe32-61/ SL62-61/ SP82-61



Thank you for purchasing one of our fine quality products. Your seat cover is engineered from high quality materials and designed with precision to give you a long-lasting, well-adjusted fit.

INSTRUCTIONS:

A) BACKREST COVER – 60 PORTION:

- | | |
|---|---|
| 1) Remove head rest (see note 2 below) | 5) Close zipper (see note 3 below) |
| 2) Open zipper | 6) Attach flaps to velcro at back |
| 3) Slip cover over backrest under center seat belt. | 7) Replace headrests (see note 4 below) |
| 4) Fold down backrest | |

B) BACKREST COVER – 40 PORTION:

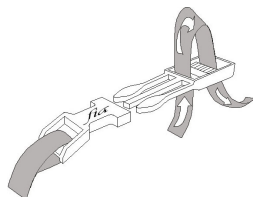
- | | |
|---------------------------------------|--|
| 1) Remove headrest (see note 2 below) | 5) Tuck flaps through crevice under backrest |
| 2) Open side velcro | 6) Fold down backrest |
| 3) Slip cover over backrest | 7) Attach flaps to velcro at back |
| 4) Fasten velcro | 8) Replace headrest (see note 4 below) |

C) CUSHION COVER:

- | | |
|---|--|
| 1) Center cover on the seat | 3) Pass side and front straps under seat |
| 2) Tuck the back part of the cushion cover through the seat crevice | 4) Fold the backrest down flat and buckle straps at back |

NOTES:

1) SELF-LOCKING SUPER-GRIP® BUCKLE:



3) ZIPPERS:

- For ease in installation the zipper is longer than the cover.
- Tuck excess zipper under cover

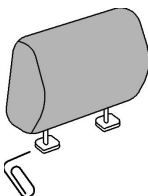
2) HEAD REST REMOVAL:

- A) - Insert paper clip into holes at base to release
- Lift off

OR

- B) - Push in side release buttons
- Lift off

(If unable to remove consult dealership)



4) RE-INSTALLATION OF HEADRESTS

- A) Ensure pre-cut holes in seat cover align with holes on base
B) Replace headrests

WARNING: SEATS WITH INTEGRATED SEAT AIRBAGS MUST BE COVERED ONLY WITH SEATCOVERS DESIGNED WITH OPENINGS THAT WILL NOT INTERFERE WITH THE DEPLOYMENT OF THE AIRBAG.. NEVER INSTALL SEAT COVERS WITHOUT THESE OPENINGS AS THIS MAY INTERFERE WITH THE PROPER DEPLOYMENT OF THE AIR BAGS AND COULD RESULT IN SERIOUS INJURY.

fia

Fia Inc. Winnipeg, Canada R3L 0N3 Telephone (204) 475-0515 Toll-Free: 1-800-835-0438
Fax: (204) 284-8246 E-Mail: info@gofia.com Website: www.gofia.com