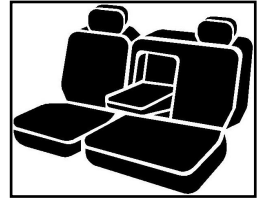


If you have any comments or concerns,
please feel free to contact our
customer service department at:
Toll-free: 1-800-835-0438
OR
Email: info@gofia.com

SEAT COVERS
BY



FEATURING
SUPER-GRIP®
THE SLIP RESISTANT FASTENING SYSTEM



INSTALLATION INSTRUCTIONS
FOR

NP92-17/ Oe32-17 / SL62-17 / SP82-17/ TR42-17/ TRS42-17

Thank you for purchasing one of our fine quality products. Your seat cover is engineered from high quality materials and designed with precision to give you a long-lasting, well-adjusted fit.

INSTRUCTIONS:

A) CUSHION COVERS:

1. Center cover on seat
2. Lift cushion halfway up
3. Insert straps through crevice and buckle
4. Attach velcro to carpet on underside of cushion
5. Adjust all straps, buckles and velcro to equalize tension

B) BACKREST COVER – 40 PORTION:

1. Remove headrests (see NOTES)
2. Unlatch backrest from the back wall
3. Slip cover over backrest
4. Place side latch through opening provided
5. Smooth cover tightly from top to bottom
6. Insert flaps through crevice and attach to velcro at back
7. Re-install headrest (see NOTES)

C) BACKREST COVER – 60 PORTION:

1. Repeat steps 1 & 2 from section B)
2. Slip cover over backrest allowing armrest through opening in cover, ensure cover is under center seat belt strap
3. Secure Velcro on the inside edge of armrest well.
4. Place side latch through opening provided
5. Smooth cover tightly from top to bottom
6. Insert flaps through crevice and attach to Velcro at back
7. Re-install headrest (see NOTES)

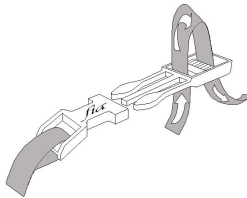
NOTE: BEFORE SECURING VELCRO, CLEAN AREA WITH ALCOHOL SWAB PROVIDED.

D) ARMREST COVER:

1. Slip cover over armrest
2. Attach velcro

NOTES:

1) SELF-LOCKING SUPER-GRIP® BUCKLE:



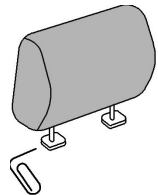
2) HEAD REST REMOVAL:

- A) - Insert paper clip into holes at base to release
- Lift off

OR

- B) - Push in side release buttons
- Lift off

(If unable to remove consult dealership)



3) RE-INSTALLATION OF HEADRESTS:

- Locate headrest base and put a small hole in the fabric to accommodate each of the posts
- Replace headrests

WARNING: SEATS WITH INTEGRATED SEAT AIRBAGS MUST BE COVERED ONLY WITH SEATCOVERS DESIGNED WITH OPENINGS THAT WILL NOT INTERFERE WITH THE DEPLOYMENT OF THE AIRBAG.. NEVER INSTALL SEAT COVERS WITHOUT THESE OPENINGS AS THIS MAY INTERFERE WITH THE PROPER DEPLOYMENT OF THE AIR BAGS AND COULD RESULT IN SERIOUS INJURY.



Fia Inc. Winnipeg, Canada R3L 0N3 Telephone (204) 475-0515 Toll-Free: 1-800-835-0438
Fax: (204) 284-8246 E-Mail: info@gofia.com Website: www.gofia.com

4-17-14